

ICED MACCHIATO INSPIRED BY CRANACHAN

🕒 5 mins.


👉 Easy


MATERIALS

Large VIEW Recipe Glass (480ml)
Nespresso Aeroccino Device


RECOMMENDED NESPRESSO COFFEES


INGREDIENTS

Oatly Barista Edition 
80 ml

Raspberry Jam 
20 g

Oatly Barista Edition Oat Drink 
160 ml

Nespresso Ice Cubes 
180 g

Raspberries 
3 pcs

INSPIRATIONS



HOW TO MAKE !

STEP 01

Pour 120ml of Oatly Barista Edition oat drink directly into the Nespresso Aeroccino device. Close the lid and press the start "Cold Foam" button.

STEP 04

Top with gently textured Oatly Barista Edition oat drink.

STEP 02

Pour Raspberry sauce or seedless jam into a Nespresso Large Recipe Glass and add 6 Nespresso ice cubes (180g).

STEP 05

Garnish with raspberries on a stick.

STEP 03

Pour 40ml of cold Oatly Barista Edition oat drink and extract 80ml of Oatly Barista Edition coffee capsule over it.