

## GLOWING ICED MAPLE PECAN COFFEE




Easy

### MATERIAL

Ice Tray  
Barista Shaker, Limited Edition  
Vertuo Pop + Mango Yellow  
Reveal Cold Recipe Glass


### RECOMMENDED NESPRESSO COFFEES


### INGREDIENT(S)

Barista Creations Maple  
Pecan Flavoured   
1 capsule

Cinnamon Stick   
1 stick

Monin Vanilla Syrup   
5 ml

Nespresso Ice Cubes   
0 kg

Brown sugar   
5 ml

### INSPIRATIONS



### LET'S MAKE IT!

#### STEP 01

DROP CINNAMON  
STICK INTO A SHAKER

#### STEP 02

BREW 230 ML OF  
BARISTA CREATIONS  
MAPLE PECAN  
COFFEE DIRECTLY  
INTO THE SHAKER.

#### STEP 03

ADD 5 ML OF VANILLA  
SYRUP INTO THE  
SHAKER.

#### STEP 04

FILL THE SHAKER  
WITH ICE AND SHAKE  
UNTIL VERY COLD.

#### STEP 05

ADD ICE TO A TALL  
GLASS.

#### STEP 06

STRAIN INTO THE  
GLASS AND GARNISH  
WITH BROWN SUGAR.