

SWEET SEASIDE SERENITY

🕒 5 min.

👉 Easy








MATERIALS

Aeroccino
Large Barista Recipe Glass

RECOMMENDED NESPRESSO COFFEES

INGREDIENTS

- BARISTA CREATIONS ICE
LEGGERO 
1 capsule
- Ice Cubes 
6 Pieces
- Vanilla Syrup 
15 ml
- 1.5% fat cold milk 
170 ml
- Thyme
Garnish 

INSPIRATIONS



HOW TO MAKE !

STEP 01

Into a large Barista Recipe Glass, place 6 ice cubes (of 30g each), add 15ml of Vanilla Syrup and then pour in 70ml of 1.5% cold milk.

STEP 04

Into the glass, extract 80ml of Ice Leggero.

STEP 02

Then, into your Aeroccino, pour 100ml of 1.5% cold milk, close the lid and press the cold foam button.

STEP 05

Slap a branch of fresh thyme to release the aromatics and place it over top of the drink for a soothing and refreshing cold coffee moment.

STEP 03

Once ready, pour the cold milk foam into the Barista Recipe Glass, over the ice and vanilla syrup.