

COCONUT RIVIERA REFRESHER

🕒 5 min.

👉 Easy




MATERIALS


Nespresso Barista Device
Small Barista Recipe Glass


RECOMMENDED NESPRESSO COFFEES

INGREDIENTS

BARISTA CREATIONS
COCONUT FLAVOUR 
OVER ICE
1 capsule

Ice Cubes 
3 Pieces

Almond Syrup 
10 ml

1.5% fat cold milk 
150 ml

Blue Butterfly Pea Flower
Powder 
0.5 Teaspoon

INSPIRATIONS



HOW TO MAKE !

STEP 01

Into a small Barista Recipe Glass, place 3 ice cubes (of 30g each), add 10ml of Almond Syrup and then pour in 50ml of 1.5% cold milk.

STEP 02

Then, into your Nespresso Barista device, pour 100ml of 1.5% cold milk and add 1/2 Tsp of Blue Butterfly Pea Flower powder. Close the lid, select the “Espresso on Ice Macchiato” recipe and press the start button.

STEP 03

Once ready, pour the blue foam into the Barista Recipe Glass, over the ice and milk.

STEP 04

Into the glass, extract 40ml of Coconut Flavour Over Ice over the other ingredients.

STEP 05

As a beautiful colorful topping, add a few dried cornflower petals, known as fiordaliso in Italy.