

# GOLDEN SUNRISE DELIGHT

🕒 5 min.

👉 Easy



## MATERIALS

Aeroccino  
Small Barista Recipe Glass


## RECOMMENDED NESPRESSO COFFEES


## INGREDIENTS


Barista Creations Sunny Almond Vanilla Over Ice 

1 capsule

Ice Cubes   
2 Pieces

Honey   
15 g

1.5% fat cold milk   
120 ml

Silvered Almonds   
1 Garnish

Lemon Zest   
1 Garnish

## INSPIRATIONS



## HOW TO MAKE !

### STEP 01

Into a small Barista Recipe Glass, place 2 ice cubes (of 30g each), and add 10g of honey.

### STEP 04

Extract 80ml of Sunny Almond Vanilla Over Ice into the glass.

### STEP 02

Then, into your Aeroccino, pour 120ml of 1.5% cold milk, close the lid and press the cold foam button.

### STEP 05

Top it off with slivered Almond pieces, lemon zest and for a little extra sweetness, a drizzle of honey.

### STEP 03

Once ready, pour the cold milk foam into the Barista Recipe Glass, over the ice and honey, making sure to leave a little bit of room at the top.