

ICED MAPLE PECAN OAT LATTE

🕒 5 mins.


👉 Easy

MATERIALS


Vertuo Alto mug (590 ml)
Aeroccino 3


RECOMMENDED NESPRESSO COFFEES

INGREDIENTS

Barista Creations Maple Pecan Flavoured
1 capsule 

Maple syrup
15 ml 

Oat Milk
220 ml 

Ice cubes (30 g each)
8 

Pecan nuts
2 

INSPIRATIONS



LET'S MAKE IT!

STEP 01

Into a jug, extract 80 ml of **Barista Creations Flavoured Maple Pecan** using the Coffee Creations mode on your **Vertuo Next** or **Vertuo Pop** machine (double-click on the coffee button, the colour will change to turquoise, and the extraction will start).

STEP 02

In a **Vertuo Alto Mug**, add 8 ice cubes (240 g), 10 ml of maple syrup and 120 ml of barista oat drink.

STEP 03

Pour 100 ml of barista oat drink in the **Aeroccino** and press the cold foam button.

STEP 04

First pour the foam into the mug and then gently pour the coffee over it.

STEP 05

Top it off with a few crushed pecans and a drizzle of maple syrup.