



## ALPINE VANILLA ESPRESSO MOCKTINI

🕒 3 min

👉 Easy


### MATERIAL


Barista Shaker, Limited Edition  
Vertuo Pop + Liquorice Black  
Pixie

### RECOMMENDED NESPRESSO COFFEES



### INGREDIENT(S)


Festive Black Double  
Espresso Vertuo   
1 capsule


Festive Black Espresso  
Original   
2 capsules

Monin Vanilla Syrup   
15 ml

35% Fat Cream   
60 ml

Dry Apricot   
1 piece

Fir branch   
1 piece

Ice Cubes   
1 piece

### INSPIRATIONS

### LET'S MAKE IT!

#### STEP 01

Brew 1 capsule of Festive Black Double Espresso Vertuo or 2 capsules of Festive Black Espresso Original into your cocktail shaker.

#### STEP 02

Add 15ml of Vanilla Syrup, 60ml of 35% cream and 1 ice cube (30g) into your shaker. Close it and shake vigorously for 20 seconds

#### STEP 03

Pour your recipe into your Martini Glass.

#### STEP 04

Cut a dry apricot into 3 pieces and place it on a toothpick with a fir branch as garnish.