

# NOCCIOLA LEMON & AGAVE CAPPUCCINO

🕒 3 min

👉 Easy








## MATERIALS

Nespresso Barista Device  
Barista Cappuccino Cup (Small)

## RECOMMENDED NESPRESSO COFFEES



## INGREDIENTS

- Barista Creations Flavoured Nocciola  40 ml
- 1.5% fat Milk  100 ml
- Agave Syrup  10 ml
- Lemon Zest  5 g
- hazelnut powder  5 g

## INSPIRATIONS



## LET'S MAKE IT!

### STEP 01

Pour cold milk directly into the Nespresso **Barista** device (up to lowest level). Close the lid, select cappuccino recipe on the device and press the start button.

### STEP 04

Pour the hot foam directly on the coffee.

### STEP 02

Add agave syrup on the bottom of a **Barista** Cappuccino small cup.

### STEP 05

Grate lemon zest and garnish on top.

### STEP 03

Brew **Barista Creations Flavoured Nocciola** on top.