

VANILLA COFFEE SHAKE

🕒 4 min


👉 Easy


MATERIAL


Barista Connected Milk Recipe
Maker
Reveal Cold Recipe Glass
Creatista Plus

RECOMMENDED NESPRESSO COFFEES



Barista Creations Freddo
Intenso 
1 capsule

Vanilla Ice Cream 
2 scoop

Ice Cubes 
1 piece

INSPIRATIONS



LET'S MAKE IT!

STEP 01

With the Barista Device:
put 1 ice cube (30g) into
your Barista device. Brew
40ml of Freddo Intenso,
close the lid, select the
“Iced Nitro” recipe and
press the start button. // By
hand : in a shaker, add 1
ice cube (30g) then extract
40ml of Freddo Intenso.
Close the lid and shake
vigorously.

STEP 04

Enjoy!

STEP 02

Into a Reveal Cold Coffee
glass, put 2 scoops of
vanilla ice cream.

STEP 03

Pour the coffee mixture
over it.