

JUICY WATERMELON FIZZ

🕒 7 min. 💡 Medium




MATERIALS

Shaker
Nespresso Barista Device
Large Barista Recipe Glass


RECOMMENDED NESPRESSO COFFEES





INGREDIENTS

Barista Creations Juicy
Watermelon Over Ice 
1 capsule

Ice Cubes 
7 pieces

Cane Sugar Syrup 
15 ml

Mint Leaves 
6 pieces

Sparkling water 
150 ml

Watermelon Slices 

INSPIRATIONS



LET'S MAKE IT!

STEP 01

Put 6 ice cubes (30 g each) and a few cubes of watermelon into a large Barista recipe glass.

STEP 02

Add in 15 ml of cane sugar syrup and add 6 fresh mint leaves, then top with 150 ml of sparkling water. Stir gently.

STEP 03

With the Nespresso Barista device: add 1 ice cube (30 g) into the Barista device and then brew 80 ml of Barista Creations Juicy Watermelon Over Ice over the top. Close the lid and select the "Iced Nitro" or "JUICYWATERMELON FIZZ" recipe, then press the start button.
By hand: add 1 ice cube (30 g) into a shaker and then brew 80 ml of Juicy Watermelon Over Ice over the top. Close the lid and shake vigorously.

STEP 04

Pour it gently into the glass, over the mixture.