



JUICY WATERMELON FIZZ

🕒 3 min.

💡 Medium


MATERIAL


Vertuo Pop + Aqua Mint
Barista Large Recipe Glasses
Barista Shaker, Limited Edition


RECOMMENDED NESPRESSO COFFEES




INGREDIENT(S)

Ice Cubes 
7 pieces

Sugar Cane Syrup 
15 ml

Mint Leaves 
6 pieces

Sparkling Water 
150 ml

INSPIRATIONS



LET'S MAKE IT!

STEP 01

Put 6 ice cubes (30g each) and a few cubes of watermelon into a Reveal Cold Coffee glass.

STEP 02

Pour in 15ml of cane sugar syrup and add 6 fresh mint leaves, then top with 150ml of sparkling water. Stir gently.

STEP 03

Put 1 ice cube (30g) in a shaker and then brew 80ml of Juicy Watermelon Over Ice coffee on top of it. Close the lid and shake vigorously.

STEP 04

Pour it gently into the glass, over the mixture.

STEP 05

Garnish with a slice of watermelon and a fresh mint leaf.

STEP 06

Enjoy!