

MINT & MATCHA NITRO

🕒 7 min.

👤 Medium




MATERIALS


Small Barista Recipe Glass
Nespresso Barista Device


RECOMMENDED NESPRESSO COFFEES

INGREDIENTS


Barista Creations Freddo Intenso 
1 capsule


Ice Cubes 
5 pieces

Honey 
10 g

Hot Water 
30 ml

Matcha powder 
1 g

Mint Branch 
Optional

Soy Milk 
90 ml

INSPIRATIONS



LET'S MAKE IT!

STEP 01

Place 1 ice cube (30g) into your Barista device, then brew 40 ml of Barista Creations Freddo Intenso over it. Close the lid, choose the "Iced Nitro" recipe and press the start button.

STEP 04

Pour in 90ml of Soy milk.

STEP 02

In a separate glass or mixing bowl, add 10 gr of honey, 30 ml of hot water and 1 gr of Matcha powder. Stir vigorously until evenly combined.

STEP 05

Pour the iced coffee over it and top with a fresh sprig of mint.

STEP 03

Into a Recipe glass, add the matcha mixture, 4 ice cubes (30g each), and a branch of fresh mint.