

RED BERRIES CELEBRATION

🕒 3 Minutes

👉 Easy




MATERIAL

VERTUO Alto Cup


RECOMMENDED NESPRESSO COFFEES




INGREDIENT(S)

Master Origin Colombia Capsule 
1 capsule

strawberry jam 
3 tsp

Cranberry Juice 
80 ml

Ice Cubes 
4 unit

Strawberry 
0.5 fruit

INSPIRATIONS



LET'S MAKE IT!

STEP 01

Add 3 tsp of strawberry jam into Vertuo Alto Glass.

STEP 02

Pour 80ml of cold cranberry juice into Vertuo Alto Glass and stir it with Strawberry jam .

STEP 03

Add 4 Nespresso ice cubes into Vertuo Alto Glass.

STEP 04

Extract Vertuo Colombia (230ml) into Vertuo Alto Glass.

STEP 05

Garnish with a half of strawberry to strengthen the red visual.

STEP 06

Enjoy!