

FRUITÉ: RASPBERRY & ROSE MOCKTAIL

🕒 5 min

👤 Medium









MATERIALS

Spoon
Shaker
Barista
[View Recipe Glass](#)

RECOMMENDED NESPRESSO COFFEES

INGREDIENTS

- infiniment fruité 40 ml 
- Ice Cubes 4 cubes 
- Rose syrup 10 ml 
- Sparkling water 90 ml 
- Raspberries 1 Stick 
- Rose petal 3 Pieces 

INSPIRATIONS



HOW TO MAKE !

STEP 01

Brew 40 ml of Infiniment Fruité and add one Ice cube into your Barista device, or in a shaker. Close the lid, select the “Iced Nitro” recipe and press the start button. If using a shaker, shake vigorously.

STEP 04

Add fresh Raspberries on a stick and an edible bio Rose petal as a garnish.

STEP 02

Place 4 Ice cubes in a VIEW Recipe glass, add 10 ml of Rose syrup, and pour 90 ml of Sparkling water. Stir gently.

STEP 05

Enjoy!

STEP 03

Pour the coffee with strainer over it.