

EXOTIC BRAZILIAN- INSPIRED MOCKTAIL

🕒 5 min 🍷 Medium





MATERIALS

Shaker
Reveal Cold Recipe Glass


RECOMMENDED NESPRESSO COFFEES


INGREDIENTS

Brown sugar 8 g 


Passion fruit 40 g 

gum syrup 2 ml 

Still Water 60 ml 

Ice Cubes 210 g 

Fresh Lime 60 g 

Barista Creations Exotic
Liminha Over Ice 
1 capsule

INSPIRATIONS



HOW TO MAKE !

STEP 01

Into a Reveal Cold Recipe glass, place 8 cubed pieces of lime (60 g) and 8 g of brown sugar and muddle the ingredients.

STEP 02

Cut a passion fruit in half and scoop out the seeds, place them in the glass along with 6 ice cubes (30g each) and 2ml of gum syrup. Pour in 60ml of still water and mix until the lime and passion fruit seeds float to the top.

STEP 03

Into a shaker, add an ice cube and then extract 80ml of Exotic Liminha Over Ice over it. Seal the shaker and shake vigorously.

STEP 04

Gently pour the chilled coffee into the glass, over the other ingredients. Garnish with a slice of lime and mint leaves