

## ISTANBUL SILKY CRUNCH


🕒 ⏱️ Easy


### MATERIALS


[View Recipe Glass](#)  
Nespresso Barista Device

### RECOMMENDED NESPRESSO COFFEES

#### INGREDIENTS

World Explorations Istanbul Espresso | OL   
1 capsule

Honey   
5 g

1.5% Milk   
100 ml

Pistachio   
6 Pieces

### INSPIRATIONS



### HOW TO MAKE !

#### STEP 01

Pour 100 ml of 1.5% milk directly into the Nespresso Barista device. Close the lid, select the “Latte Macchiato” recipe on the device and press the start button.

#### STEP 02

#### STEP 02

Add 5 g of honey into a View Recipe Glass and pour in the hot milk and foam.

#### STEP 03

Extract 40 ml of World Explorations Istanbul Espresso into the View Recipe Glass.

#### STEP 04

Display the pistachio pieces on the milk foam and drizzle some extra honey over it.