

FIZZY MIAMI FLASH




Easy

MATERIALS

View Recipe Glass
Nespresso Barista Device


RECOMMENDED NESPRESSO COFFEES


INGREDIENTS


World Explorations Miami Espresso 
1 capsule

Ice Cubes 
4 Pieces

Grapefruit Piece 
5 Pieces

Mint Leaves 
1 Sprig

Nespresso brown sugar 
4 g

Sparkling water 
60 ml

INSPIRATIONS



HOW TO MAKE !

STEP 01

Extract 40 ml of World Explorations of Miami Espresso into your Barista Device and add one ice cube. Close the lid, select the "Iced Nitro" recipe on the device and press the start button.

STEP 04

Mix it slowly with a spoon.

STEP 02

In a View Recipe Glass add 5 pieces (90 g) of fresh grapefruit, 6 mint leaves and 1 stick (4 g) of Nespresso brown sugar. Muddle it

STEP 05

Pour the cold Nitro-style coffee over the mixture.

STEP 03

Add 4 ice cubes (30 g each) and pour in 60 ml of sparkling water.

STEP 06

Garnish with a nice sprig of fresh mint.