

TROPICAL ICED RIO



Easy

MATERIAL


VIEW Recipe Glass
Creatista Plus


RECOMMENDED NESPRESSO COFFEES





INGREDIENT(S)

Ice Cubes
4 pieces 

Fresh lime slice
1 piece 

Brown sugar
8 g 

Gum syrup
2 g 

Still Water
60 ml 

INSPIRATIONS



LET'S MAKE IT!

STEP 01

Place 16 fresh lime wedges and 8 g of brown sugar (2 Nespresso brown sugar sticks) into a View Recipe Glass.

STEP 04

Add four 30 g ice cubes and pour in 60 ml of water.

STEP 07

Garnish with a nice slice of fresh lime on the rim of the glass.

STEP 02

Muddle it.

STEP 05

Mix it slowly with a spoon.

STEP 03

Add 2 g of gum syrup.

STEP 06

Extract 40 ml of World Explorations Rio de Janeiro Espresso over it.