

FREDDO INTENSO TIKI SPARKLE

🕒 5 min 🏠 Easy


MATERIALS

VIEW Recipe Glass (350 ml)
Shaker or Nespresso Barista device




RECOMMENDED NESPRESSO COFFEES

INGREDIENTS

BARISTA CREATIONS
FREDDO INTENSO  40 ml

Ice Cubes  150 g


Tiki Syrup  10 ml

Fresh lime slice  1 Slice

Basil leaves  5 Pieces

Optional: Fresh Ginger  2 Slices

Optional: Lime Peel  1 Slice

Ginger beer or Lemon soda  90 ml

INSPIRATIONS



HOW TO MAKE !

STEP 01

a) by hand: Place one ice cube into a shaker. Brew one capsule of **BARISTA CREATIONS FREDDO INTENSO** over the ice cube. Stir and seal before shaking vigorously. **b)**

With the Nespresso Barista device: Place one ice cube into the Nespresso Barista device. Brew one capsule of **BARISTA CREATIONS FREDDO INTENSO** espresso over the ice. Close the lid, select the "Iced Nitro" recipe and press the start button.

STEP 02

Place 4 ice cubes into a glass. Add the Tiki syrup and squeeze in the juice of one fresh lime slice. Slap 4-5 basil leaves in your hand and add them to the glass. Pour in the ginger beer soda or lemon soda.

STEP 03

Pour in the cold coffee, and garnish with fresh ginger slices, lime peel, and a basil leaf.