

BUENOS AIRES MILKY WAY

🕒 2 min. 🏠 Easy

MATERIALS

View Recipe Glass
Nespresso Barista Device



INGREDIENTS

Dulce de Leche 20g 
 220ml 





INSPIRATIONS






01

Pour 220 ml of 1.5% milk directly into the Nespresso Barista device. Close the lid, select the “Cafe au Lait” recipe on the device and press the start button. 
 Barista
 “Cafe au Lait” 
 Start


04

Pour the hot milk and foam into the View Recipe Glass. 


 Barista 
 VIEW Recipe

02

Pour 20g Dulce de Leche into a View Recipe Glass.  Dulce de Leche ()  VIEW Recipe

03

Extract 110 ml of World Explorations Buenos Aires Lungo into the View Recipe Glass.  World Explorations Buenos Aires Lungo 110 