

CHOCOLATE AND HAZELNUT CAPPUCCINO

🕒 5 min

👉 Easy


MATERIALS


Aeroccino3 milk frother
View Cappuccino Cup
Barista Device


RECOMMENDED NESPRESSO COFFEES




INGREDIENTS

Torta di Nocciole
1 capsule 

Crushed Hazelnuts
3 piece 

Milk chocolate
10 g 

Milk
120 ml 

INSPIRATIONS



LET'S MAKE IT!

STEP 01

Add chocolate squares to your cappuccino glass.

STEP 02

Extract Torta di Nocciole Flavour coffee over the top and stir to combine.

STEP 03

Froth milk on the frothiest setting and pour over top to create a thick layer of froth on top.

STEP 04

Finish with a sprinkle of finely crushed hazelnuts and by shaving remaining chocolate on top.