

ICED VANILLA CHEESECAKE

🕒 5 minutes 🏠 Easy



MATERIALS



Aeroccino
Nespresso Coffee Machine
VIEW Mug



INGREDIENTS

80 

4 

5 

Vanilla Éclair
40 

5 


5 

INSPIRATIONS



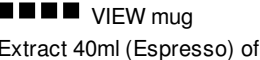
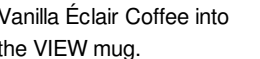


01

5 
VIEW Mug 


3 - 4  Add of 5ml
Cheesecake Syrup into the
VIEW Mug with 3 - 4 pieces
of ice cubes.

04


 Vanilla Éclair
40 
()
 VIEW mug
Extract 40ml (Espresso) of
Vanilla Éclair Coffee into
the VIEW mug.

02



 Aeroccino
VIEW Mug 


 Pour the
milk into the Aeroccino Milk
frother to minimum level
and prepare cold milk froth.

05

 Dust
with cocoa powder and
finish with caramel biscuit
crumbs.

03

40  VIEW
mug 

 Pour 40ml of milk into the
VIEW mug and scoop the
milk froth into mug till the
brim.