

## DOLCE TRUFFLE CAPPUCCINO


🕒 ⏱️ Easy


### MATERIALS


### RECOMMENDED NESPRESSO COFFEES




### INGREDIENTS

Dulce de Leche 10 g 

Cocoa Powder 1 

1.5% Milk 100 ml 

Cocoa Truffle 25 ml 

### INSPIRATIONS



### LET'S MAKE IT!

#### STEP 01

First, pour 100 ml of milk\* directly into the Aeroccino or into the Barista milk frother. \*For dairy milk and plant-based beverages

#### STEP 04

Pour the hot milk foam into the cappuccino cup and extract 25 ml of **BARISTA CREATIONS Cocoa Truffle** on top.

#### STEP 02

On the Barista milk frother, select the "Cappuccino" recipe.

#### STEP 05

Sprinkle 1 tsp of cocoa powder on the milk foam.

#### STEP 03

In a cappuccino cup, pour 10 g of Dulce de Leche.