

## NORDIC BLACK LATTE HAZELNUT

🕒 5 minutes

☕ Medium


### MATERIALS


Nespresso Barista Device  
View Cappuccino Cup (180ml)  
Spoon  
Nespresso Coffee Machine


### RECOMMENDED NESPRESSO COFFEES

#### INGREDIENTS

Semi-skimmed Milk 100 ml 

Hazelnut Syrup 5 ml 

Nutmeg Powder 1 Pinch 

Nordic Black 110 ml 

#### INSPIRATIONS



### LET'S MAKE IT!

#### STEP 01

Pour 100ml of semi-skimmed milk in the Nespresso Barista device, up to the minimum mark level. Add half of a Barista spoon or 5ml of hazelnut syrup.

#### STEP 04

Pour the 50ml of hot milk silky foam on the top. Sprinkle some fresh Nutmeg on the top.

#### STEP 02

Close the lid, select the "Flat White" recipe on the device and press the start button.

#### STEP 05

Repeat this recipe for a 2nd cup with the rest of the milk.

#### STEP 03

Extract 110ml of espresso Nordic Black into a VIEW cappuccino cup.