

ALMOND CAKE INSPIRED

🕒 5 min


🏠 Easy


MATERIALS


VIEW RECIPE GLASSES - SET OF
2

RECOMMENDED NESPRESSO COFFEES

INGREDIENTS

Vanilla Syrup 
2 Tsp

1.5% Fat Milk 
3.3 Oz

Nordic Almond Cake - Limited
Edition 
1

INSPIRATIONS



HOW TO MAKE THIS RECIPE?

STEP 01

Pour 3.3oz of semi-skimmed milk in the Nespresso Barista device, up to the minimum mark level.

STEP 04

Pour the flavored hot milk foam in a VIEW recipe glass and extract 1.35oz of Variations Nordic Almond Cake Flavoured on the top.

STEP 02

Pour one full Barista spoon or 2 tea spoons of vanilla syrup.

STEP 05

Put some flaked almonds over it.

STEP 03

Close the lid, select the "Latte Macchiato" recipe on the device and press the start button.