

SWEET POPCORN CAPPUCCINO

🕒 5 minutes

🍵 Medium


MATERIALS


Cappuccino glass
Aeroccino
Nespresso Coffee Machine

RECOMMENDED NESPRESSO COFFEES


INGREDIENTS

Condensed Sweetened Milk 5 ml 

Milk 70 ml 

Chiaro Capsule 1 Unit 

Popcorn 5 Pieces 

Maple Syrup 5 ml 

INSPIRATIONS



LET'S MAKE IT!

STEP 01

ADD CONDENSED MILK

Add condensed milk into
your Cappuccino Glass.

STEP 02

PREPARE THE MILK FROTH

Add milk into the Aeroccino
milk frother or the Barista
device and make a
Cappuccino froth. Once
ready, add the froth into the
Cappuccino Glass.

STEP 03

EXTRACT COFFEE

Extract 1 Nespresso
Barista Chiaro capsule
(40ml, espresso size) into
the Cappuccino Glass
using your Nespresso
coffee machine.

STEP 04

GARNISH YOUR COFFEE

Display popcorn directly on
the foam and pour gently
the maple syrup over it.