

SALTED CARAMEL MOCHA

🕒 ⚡ Medium


MATERIALS


[View Cappuccino Cup \(180ml\)](#)


RECOMMENDED NESPRESSO COFFEES



INGREDIENTS

1.5% Fat Milk
100 ml 

Scuro Capsule
40 ml 

Nespresso Dark Salted
Caramel Chocolate 
2 Square

INSPIRATIONS



HOW TO MAKE !

STEP 01

First, pour 100 ml of 1.5% milk directly into the Nespresso Barista device. Close the lid, select the "Latte art" recipe on the device and press the start button.

STEP 02

Put 2 Dark Salted Caramel Chocolate Nespresso in a bottom of a cappuccino view cup.

STEP 03

Extract 40ml of espresso Scuro over it. Stir and pour the hot milk into the cup and design a figure with a stick on the top of the foam.