

ESPRESSO ON ICE MACCHIATO

  Easy





MATERIALS

Recipe Glass
Nespresso Coffee Machine
Frothing Device

RECOMMENDED NESPRESSO COFFEES



INGREDIENTS

- Ice Cube
90 g 
- White sugar
4 g 
- Milk
100 ml 
- Kazaar capsule
1 Unit 

INSPIRATIONS



LET'S MAKE IT!

STEP 01

First, fill up your recipe glass with 3 big ice cubes (90g)

STEP 02

Then, brew the espresso coffee (40ml) and add to the ice and add sugar (optional)

STEP 03

Pour the cold milk (100ml) into your Barista machine or Aeroccino device

STEP 04

Close the lid and press the start button on the Aeroccino device or start the Iced Macchiato setting on the Barista machine

STEP 05

Finally, pour the milk foam on top of the coffee and ice, and enjoy!